



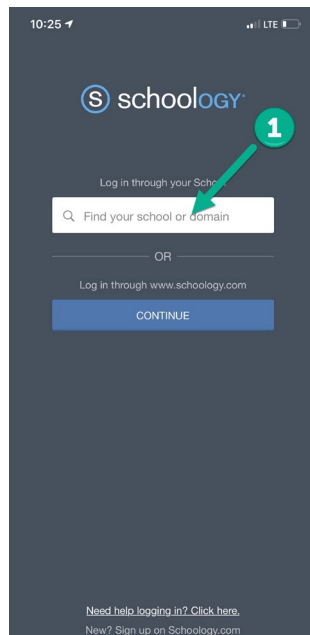
# Warren Consolidated Schools Secondary Student Schoology App Login Directions



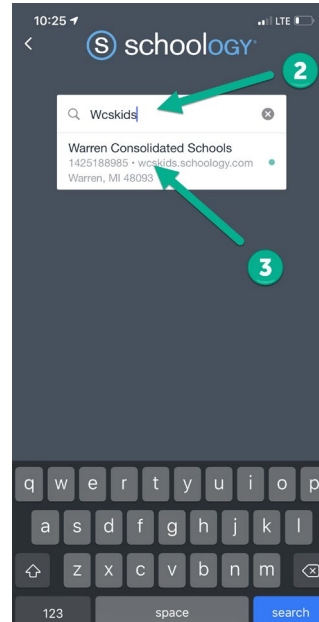
Download the Schoology App –



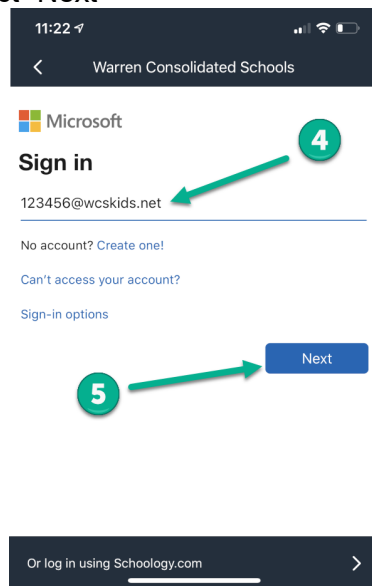
1. Click on “Find your school or domain”



2. Type in “Wcskids”  
3. Select “Warren Consolidated Schools”



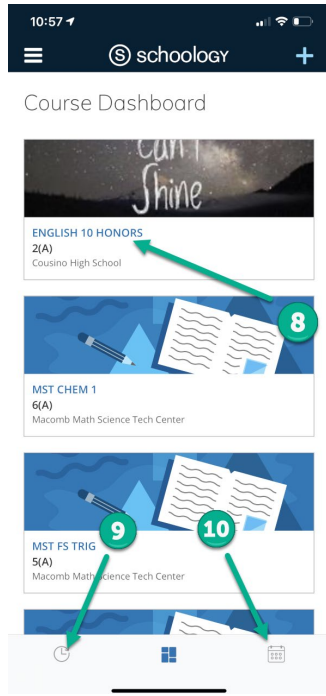
4. Type in your student ID number followed by @wcskids.net (ex. [123456@wcskids.net](mailto:123456@wcskids.net))  
5. Select “Next”



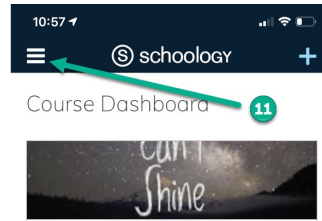
6. Enter your district-provided password in all CAPS (ex ABC123)  
7. Select “Sign In”



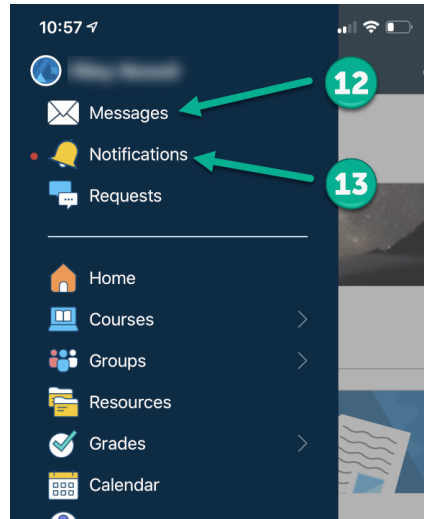
This will take you to your Schoology Dashboard. From the dashboard you can:  
 8. Enter a "Course"  
 9. View "Recent Activity"  
 10. Look at "Calendar" to see upcoming events



11. Select the "Menu" for more options



12. Send or Receive "Messages"  
 13. Check to see if you have any "Notifications"



### App Icons



Folder – Select to see contents



Assignment – Select to see directions and complete



Assessment – Select to complete Assessment



Discussion – Select to participate in Discussion



Link – Select link and you will be directed to content



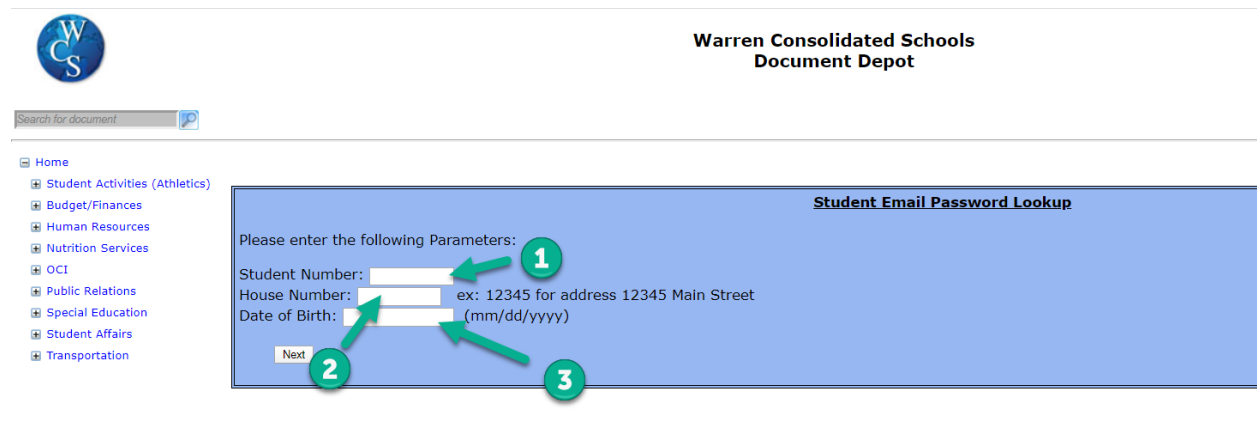
File – Select to view attached file


For additional support, visit - <https://support.schoology.com/hc/en-us/articles/360011805394-iOS-Mobile-App-Students->


## Forgot your password?

Go to <https://www.wcs.k12.mi.us/documentdepot/se/forms/27/Lookup.aspx> and fill in the following fields:

1. Student ID # - 6 digits.
2. Your house number – just the numbers of your home address.
3. Student Date of Birth – must be in mm/dd/yyyy format (ex.12/31/2020).



 **Warren Consolidated Schools  
Document Depot**

Search for document 

Home

- Student Activities (Athletics)
- Budget/Finances
- Human Resources
- Nutrition Services
- OCI
- Public Relations
- Special Education
- Student Affairs
- Transportation

**Student Email Password Lookup**

Please enter the following Parameters:

Student Number:  **1**

House Number:  ex: 12345 for address 12345 Main Street

Date of Birth:  (mm/dd/yyyy) **3**

**2**



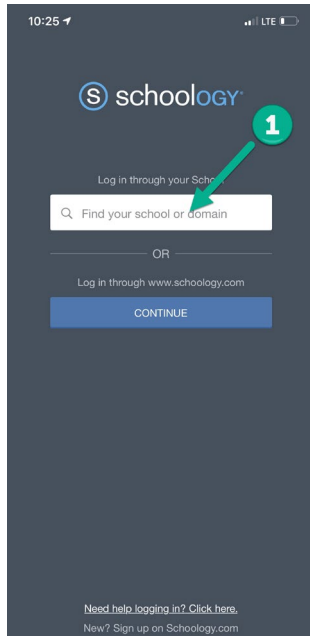
# خطوات تحميل تطبيق سكولوجي لطلاب الصفوف الثانوية



Schoology - قم بتنزيل تطبيق

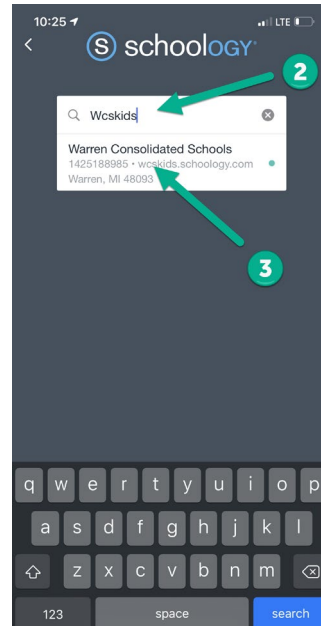


1. "Find your school or domain." اضغط على



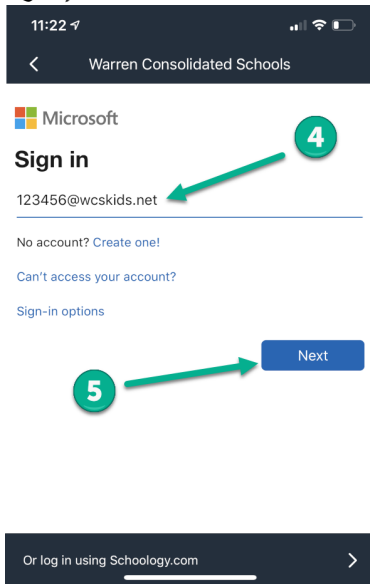
2. Type in "Wcskids." اكتب

3. "Warren Consolidated Schools." اِختار



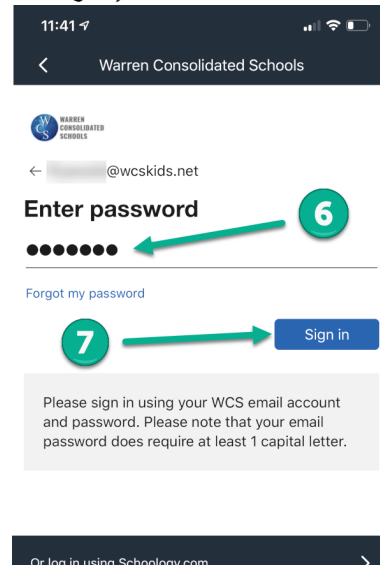
4. انقر تعريفه الطالب متبوعه بالتالي: @wcskids.net (ex. 123456@wcskids.net).

5. "Next." اِختار



6. اِطبع الكلمة السرية التي وفّرتها المدرسة جميعها أحرف كبيرة

7. "Sign In." اِختار



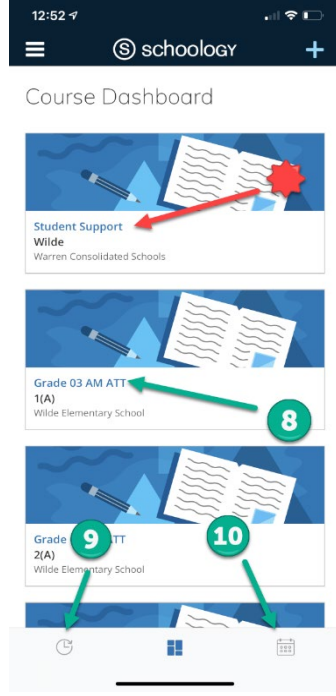
هذه الخطوات تأخذك الى الداش بورد (صفحة مفاتيح) سكولوجي. هنا يمكنك أن:

8. إختار مادة معينة.

9. راجع أحدث معلومات "Recent Activity."

10. ألقى نظرة على الرزنامة لمعرفة الأحداث "Calendar."

النجمة الحمراء هي عبارة عن دروس إضافية لدعم الطلاب الذين يحتاجون خدمات خاصة أو خدمات تعلم اللغة الثانية.



رموز التطبيقات



الملف – Folder



الواجب – Assignment



إمتحان – Assessment



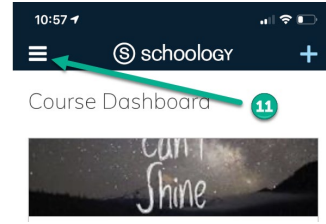
مناقشة – Discussion



رابط – Link

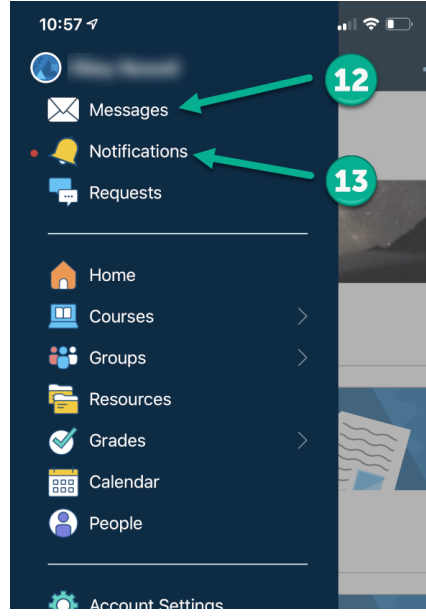
ملف متعلق – File

11. إختار "Menu" للمزيد من الخيارات.



12. "Messages." إستعملها لإرسال و إستقبال الرسائل.

13. "Notifications" معلومات.



For additional support, visit - <https://support.schoology.com/hc/en-us/articles/360011805394-iOS-Mobile-App-Students->